


PREHISTORIC TIMES



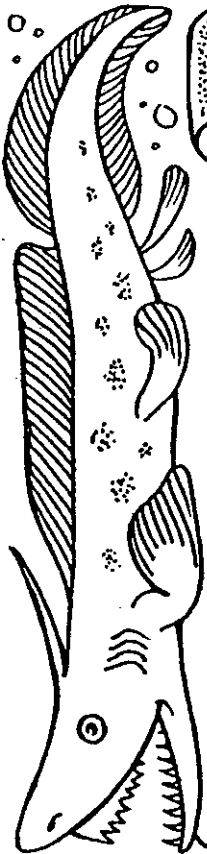
Art Card 1

Prehistoric Paper Scene


Choose a prehistoric period.

Tear paper shapes of plants and animals that would have been found during that time.

Glue the shapes to an appropriate background.



PREHISTORIC TIMES



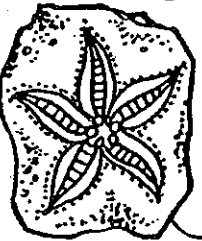


Art Card 2

A Prehistoric Scene

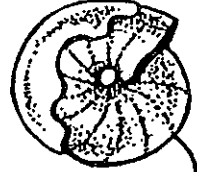
Draw a picture of a scene that you might have seen in prehistoric times.

Color and label it.

Write a short paragraph about the picture you have drawn.



PREHISTORIC TIMES



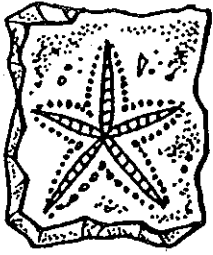
Art Card 3

Three-Dimensional Model

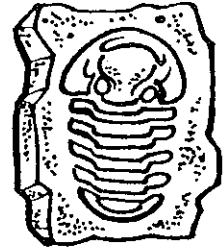
Using materials supplied by your teacher, make a three-dimensional model of a prehistoric scene.

Use paper and any other craft supplies in your class.

Include labels with your model.



PREHISTORIC TIMES



Art Card 4

Mobiles

Draw and cut out four different prehistoric creatures.


Color and decorate them.

Punch a hole at the top of one creature and put a string through it.

Put the other end of the string through a straw and tie that end of the string to another creature.


Repeat these steps with the other two creatures and another straw.

Tie the two straws together and hang from the ceiling.





PREHISTORIC TIMES



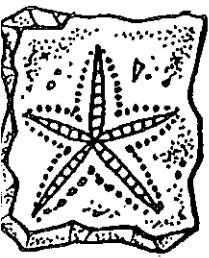
Art Card 5

Prehistoric Comedy

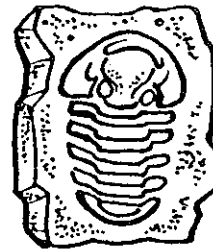
Create a comic strip about prehistoric times.

Use characters that would have been found in prehistoric times.

Color your comic.



PREHISTORIC TIMES



Art Card 6

Sequencing Evolution

You have been studying the evolution of species since prehistoric times.

Fold a piece of paper in half, and then in half again. Unfold it.

Plan to draw four scenes that show the series of evolutionary events.

Draw them, in sequential order, in each of the four squares on the paper.

Write a sentence about each scene under the pictures.





PREHISTORIC TIMES





Art Card 7

Making Models

Use plasticine to make models of prehistoric creatures.

Display your models on a board with labels of each object.





PREHISTORIC TIMES

Drama Card

Talk Show

With a group, act out a scene from a talk show.

One person will act as the host.

One or more panellists will be neanderthal people.

Several others could be other panellists (experts in the field) and/or audience members.

The "host" will prepare a list of questions for his or her "guests". (For the purpose of this activity, assume there are no communication barriers.)

Practice and then, present your "show" for the class.

